



50Ω TERMINATED 18 GHz SMA LATCHING S.P.9 T. SWITCH

OPTIONS: /SELF CUT-OFF /AUTO RESET /BCD DECODER /SUPP.DIODES

R F CHARACTERISTICS

NUMBER OF WAYS : 9
 FREQUENCY RANGE : 0 - 18 GHz
 IMPEDANCE : 50 Ohms

FREQUENCY (GHz)	0 - 3	3 - 8	8 -12.4	12.4-15.5	15.5- 18
V.S.W.R <=	1.20	1.30	1.40	1.50	1.70
INSERT. LOSS <=	0.20 dB	0.30 dB	0.40 dB	0.50 dB	0.70 dB
ISOLATION >=	80 dB	70 dB	60 dB	60 dB	55 dB
AVER. POWER (*)	240 W	150 W	120 W	110 W	100 W

TERMINATION IMPEDANCE : 50 Ohms
 TERMINATION AVG. POWER AT 25° C : 1 W per termination
 3 W total power

ELECTRICAL CHARACTERISTICS

ACTUATOR : LATCHING
 NOMINAL CURRENT AT 25° C (±10%) : 1280 mA
 ACTUATOR VOLTAGE (Vcc) : 12V (10.2 to 13V) / NEGATIVE COMMON
 TERMINALS : solder pins (250°C max./30 sec.)
 SELF CUT-OFF TIME : 40 ms < CT < 120 ms
 BCD INPUTS (E) - High level : 3.5 to 5.5V / 800µA at 5V
 - Low level : 0 to 1.5V / 20µA at 0.8V

MECHANICAL CHARACTERISTICS

CONNECTORS : SMA female per MIL-C 39012
 LIFE : 2.000.000 cycles per position
 SWITCHING TIME (nominal voltage;25° C) : < 50 ms
 CONSTRUCTION : splashproof
 WEIGHT : < 360 g

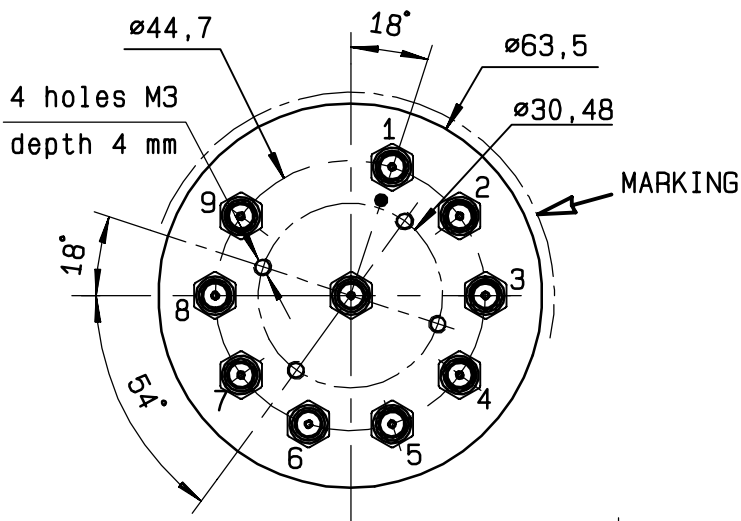
ENVIRONMENTAL CHARACTERISTICS

OPERATING TEMPERATURE RANGE (°C) : -40 , +85
 STORAGE TEMPERATURE RANGE (°C) : -55 , +85

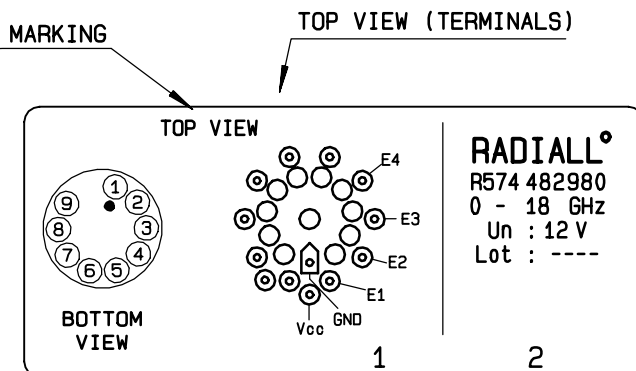
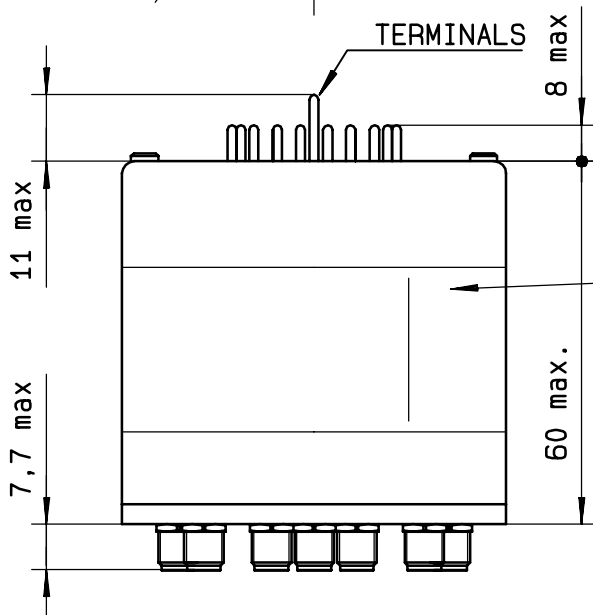
(* : average power at 25° C per RF path)

This information is given as an indication. In the continual goal to improve our products, we reserve the right to make any modifications judged necessary

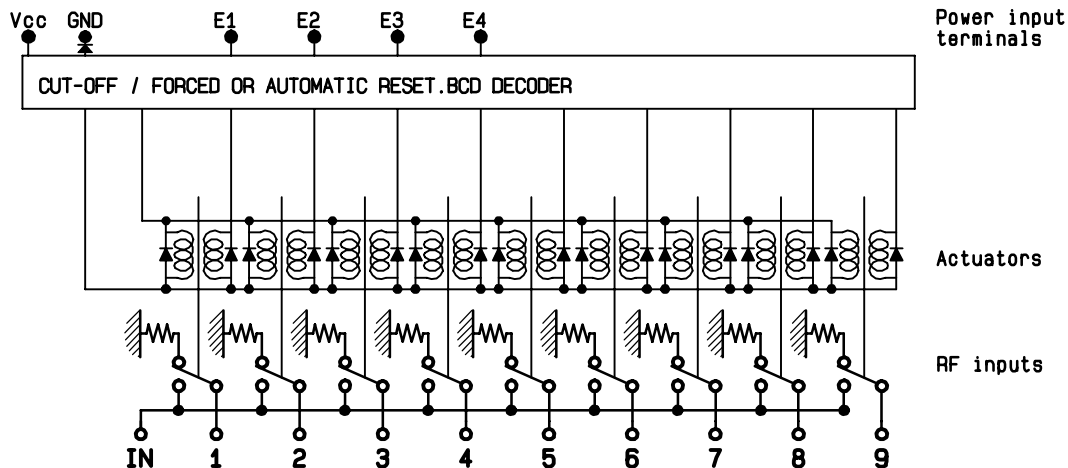
4112-9212



E4	E3	E2	E1	RF continuity
0	0	0	0	ALL PORTS OPEN (FORCED RESET)
0	0	0	1	IN ↔ 1
0	0	1	0	IN ↔ 2
0	0	1	1	IN ↔ 3
0	1	0	0	IN ↔ 4
0	1	0	1	IN ↔ 5
0	1	1	0	IN ↔ 6
0	1	1	1	IN ↔ 7
1	0	0	0	IN ↔ 8
1	0	0	1	IN ↔ 9



SCHEMATIC DIAGRAM



This information is given as an indication. In the continual goal to improve our products, we reserve the right to make any modifications judged necessary

4113-9212